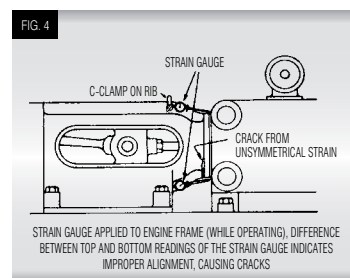
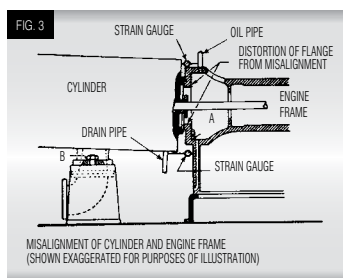
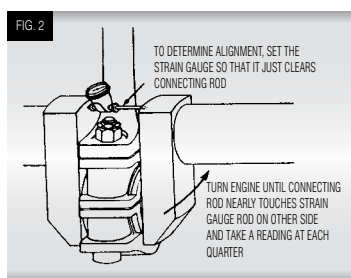
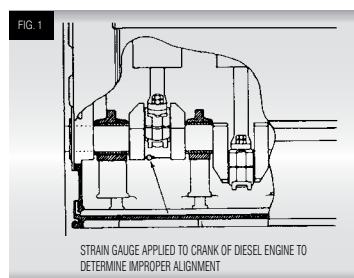


696 SERIES - CRANKSHAFT DISTORTION DIAL / STRAIN GAUGE

An ideal gauge for checking bearing alignment or shaft deflection without dismantling the engine. Used on all diesel engine shafts and the centre crankshafts on any type of engine or compressor, the gauge can also be applied as a strain gauge on engine frames while the engine is operating.

Cat No	Range	Graduation
696MZ	61 - 458mm	0.02mm
696Z	2.3/8 - 18"	0.001"



682 SERIES - SAW TENSION GAUGE

The Starrett Saw Tension Gauge will check for proper blade tension in either English or metric and is graduated both in pounds and kilograms.

The tension gauge can be read directly on either band saws of any type, or power hacksaws. It is graduated to read up to 60,000 PSI or 4,000kg per cm² and is furnished with instructions, including suggested tensions.

Cat No	Description
682EMZ	Saw Tension Gauge



7793 SERIES - POCKET LASER TACHOMETER KIT

The Pocket Laser Tachometer is a digital, battery operated portable optical tachometer that can operate up to 25 feet from a reflective target using a laser light source.

The powerful 32 function Tachometer/Ratemeter, Totaliser/Counter and Timer is programmable in both inch and metric rates. It has TTL compatible pulse output to trigger devices such as data collectors or stroboscopes.

Ergonomic design makes measurement of speed and RPM simple.

Cat No	Range		Accuracy	
	Optical (RPM)	Contact (RPM)	Optical	Contact
S7793Z	5 to 200,000	0.5 to 20,000	±0.01% of Reading	±0.05% of Reading

